







MEETING & EVENTS SEATING CAPACITY

	 Theater	 U Shape	 Classroom	 Reception	 Conference	 Rounds
Presidential Ballroom	700	-	360	600	-	550
Cleveland	225	40	120	170	40	120
Fillmore	225	40	120	170	40	120
Roosevelt	225	40	120	170	40	120
Roosevelt A	60	25	30	50	25	40
Roosevelt B	60	25	30	50	25	40
Roosevelt C	60	25	30	50	25	40
McKinley	80	35	60	80	35	80
Reception Alcove	50	-	-	-	-	-
Upper Courtyard	70	-	24	90	-	80
Lower Courtyard	70	-	40	170	-	170
Kennedy	50	20	30	60	36	50
Parlour	45	20	20	40	20	40